

AlgoClear Cleaning Process: allows every type of common contamination to be treated



Amenity cleaning

The range of products in the **AlgoClear Cleaning Process (ACP)** allows every type of common contamination to be treated. The ACP biocide treats the biofilm on any substrate. As it only interacts with the living, porous building materials can be saturated and left, thus providing a mechanism of durability.

On self draining surfaces - artificial grass, resin bound rubber - the dilution and the application rate can be increased in the same proportion. This will contribute toward clearing and maintaining a good drainage system. The frequency of treatment varies year on year and with site exposure. Broadly two treatments each year will maintain a court. Intermediate treatments can be applied on limited areas (under shade for instance).

On timber - The ACP biocide is a fungicide & timber preservative. Wood rot is the work of fungi. The tell tale sign is the presence of small black dots. If the decking has been allowed to develop a slime or deeply ingrained soiling the first treatment will be a vigorous brushing with **Oleoclear**.

A periodical treatment of the ACP biocide will considerably extend the life expectancy of unpainted timber. Fungi tend to settle at overlapping joints and particular attention should be given to flood the gap of the decking where a cross beam supports. The treatment should impregnate the wood and dry salts remain for further protection. If natural grey is not a desired finish and oil or stain is applied, this needs applying post treatment.



Resin bound paths



Timber and decking



UPVC



Paths and driveways



Patios



Roof cleaning

Keeping a roof clean is economical. Most roof tiles are left to turn dark and then acquire moss. Notwithstanding the deleterious effects of a permanent biological layer a roof never looks better than when it is clean.



The first step is to remove the moss by hand with a scraper or other mean not damaging the tile. At this stage it is wise to carry out a detailed inspection for damage and making good to wear and tear.

The roof is then treated to saturation with the **Algoclear** biocide. This is done on a dry tile to obtain a good saturation of the subsurface. On non absorbent surfaces like natural slate the operator takes care to flood the laps and bond usually starting from the eaves.

Once the treatment has dried the biocidal job is done. The self cleansing starts with the first rain. The time to clean varies considerably with the type of tile and it's exposure. Usually the dark metabolites begin to thin down in the first few weeks. At six to nine months the rain and frost have substantially completed the self cleansing with the notable exception of some lichen. Thin flush white lichen take the most time.

How long should I expect the roof to stay clean? On a concrete tile the "grace" period is usually 3 to 5 years depending on many factors. After that the roof will begin to show early signs of a returning biofilm and this will develop at the rate it came before.

As scraping a roof is labour intensive we recommend to act when the first moss balls appear.





Render & wall cleaning

The first step is to list the different types of contamination observed.

If the main issue is the appearance of a green sheen or red streaks the process is the simplest and consists of soaking the material with a solution of the ACP biocide. The algae responsible for the discolouration will be dead before the product has dried and rain will wash the streaks quickly. If the contamination is relatively light a simple spray soaking of the render is sufficient. If the cleaning works are overdue, the applicator will have to brush the APC biocide/surfactant and rinse the foam before impregnating the render. Do not let a coloured foam dry on the render or adjacent materials.



When a red contamination is left for too long, a fungi will settle behind, taking advantage of lesser UV exposure. Upon natural cleansing of the red water soluble beta carotene a grey shadow mark will stay.

Black marks: Dark marks on a vertical wall do not receive enough water to self cleanse. If light grey, brushing with the **Algoclear** biocide will remove them. If too ingrained the application of a dedicated gel, **Metaclear**, will remove them.

Oxidation marks: This happens typically at vents and fittings. The bottom part of a wall sometimes shows a red/brown line near the drip edge. It is usually iron from the ground. An acidic gel is then required to remove them - **Oxiclear**.

Other marks: Fatty and often uncharacterised marks are removed with a strong alkali soap - **Oleoclear**.

After the treatment: Green algae disappear on the day. Red marks need a good rain. Remaining grey marks will fade away in the fullness of time at a rate corresponding to their exposure to the sun. Masonry saturated with the ACP biocide will stay clean for an extended period.





The AlgoClear cleaning Process aims at delivering a safe economical and sustainable procedure for the cleaning of external hard surfaces.

The first step consists of identifying the nature of the contamination. This will help in choosing the type of chemistry. As different exposures or substrates require different application details a second look at the substrate section should give a right first time treatment.

Biological live -

Moss, lichen, bacteria, algae, yeasts, protozoa and other microorganisms.

Moss needs removing mechanically. Thick crust lichen lightly brushed. All live organisms remaining will die within minutes of the application of the **AlgoClear Cleaning Process** biocide. This includes remaining moss thallus and lichen.



Biological dead -

Non living debris, corrosion products, pigments and UV protective metabolites.

Red yellow and brown pigments produced by algae and cyanobacteria are highly water soluble and disappear with the rain after application of the treatment. Grey or black metabolites are water soluble enough to wash away under UV and rain cycles on a roof, but not on a vertical wall. The alkali gel **Metaclear** is then used.



Metallic - Iron, lead carbonates and oxides. Copper run off, ground browning, tannin.

All metallic oxides are dissolved by mean of an acidic gel, **Oxiclear**. Ground browning on walls is caused by iron oxide migration and also treated with **Oxiclear**. Tanin on white render is removed or reduced with a dedicated chemical - **Oozeclear**.



Mineral -

Lime excretions
Efflorescences.

Hard efflorescence and hard water deposits usually require the use of a dedicated gel containing a mineral acid or wet blasting.



Lipids, soot, air pollutants, ghost marks -

Kitchen ventilation, spills & automotive leakages.

Lipids, generally vehicle oil and diesel spills in particular, require a dedicated degreaser - **Oleoclear**.

Soot & air pollutants are usually removed with the degreasing cleaner - **Oleoclear**.

